MODEL AL-125 CONCEALED STORAGE LIFT STANDARD CONFIGURATION

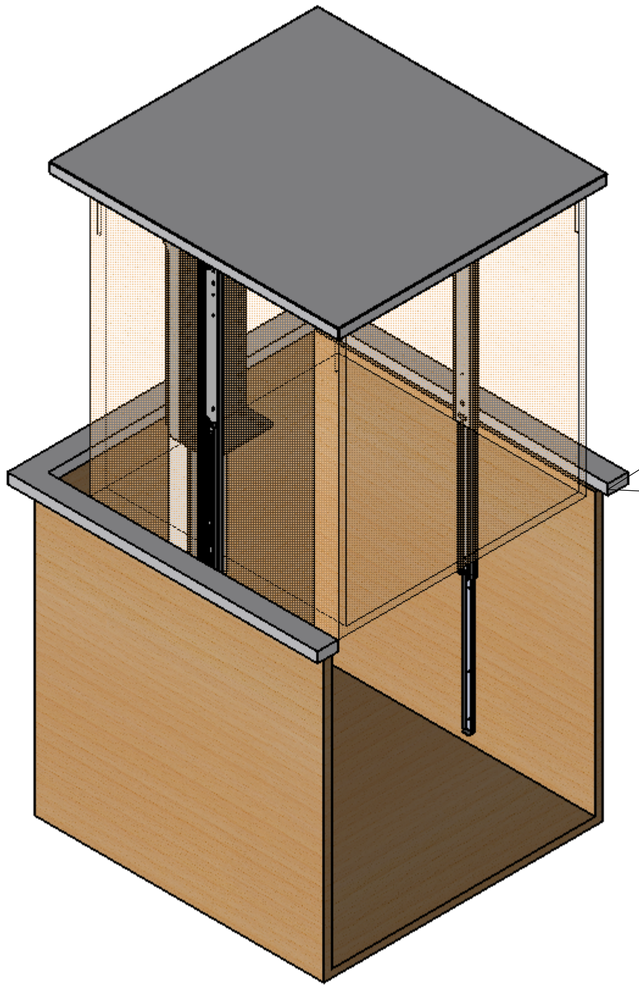

SECURE LID IN 'FLOATING' FASHION USING PROVIDED TAPERED DOWEL PINS.

NOTE: CREATE LIP ALL AROUND LID OPENING. FLOATING LID WILL ALLOW SURFACE TO LAND FLUSH AND WILL PREVENT INJURY.

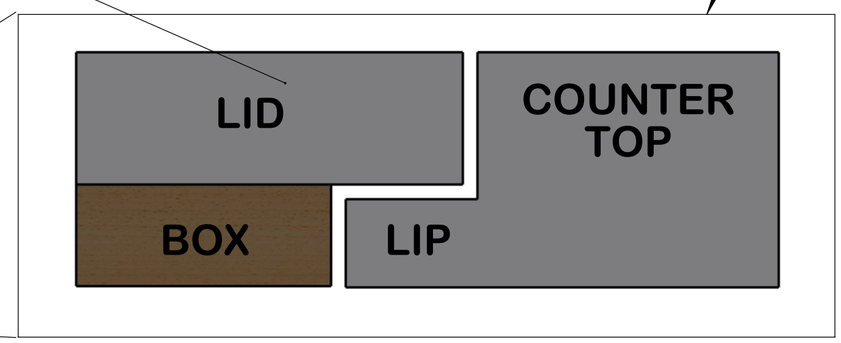

VERTICAL STABILIZER SPECS:
-26" COLLAPSED HEIGHT
-26" TOTAL TRAVEL
-250 LBS WEIGHT CAPACITY

3.18" MIN OVERHANG

MAX TRAVEL = 26"

MINIMUM FRONT LIP DEPTH = 1"

MAX INTERIOR HEIGHT = BOX HEIGHT + 1 1/8" OR 26", WHICHEVER IS GREATER.

MECHANISM WIDTH = 6"

MAX BOX WIDTH = 30"

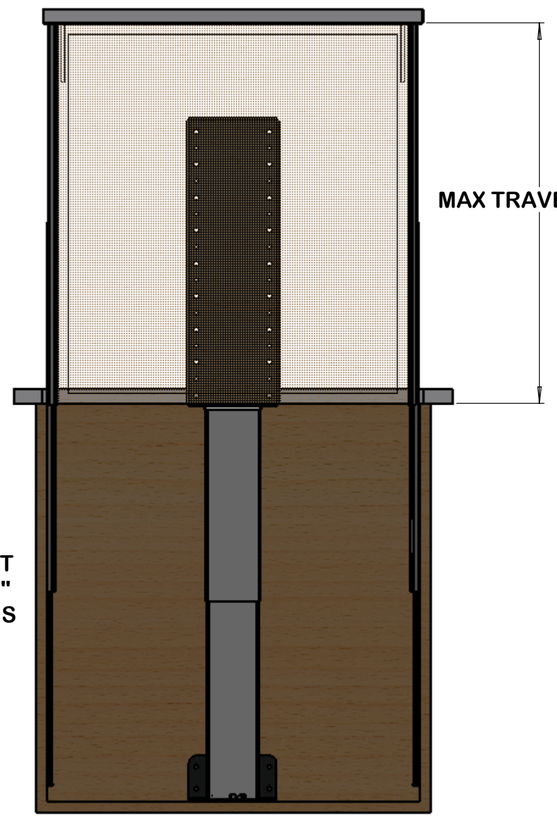

FRONT VIEW



SIDE VIEW

NOTES:
1. THE CABINET BOX SHOWN IN THE DIAGRAM IS FOR REFERENCE ONLY AND IS NOT PROVIDED WITH THE LIFT SYSTEM.
2. FOR THIS LIFT MODEL, THE LENGTH OF ITS TRAVEL [EXTENSION LENGTH OR STROKE] IS 26"
3. FOR THIS LIFT MODEL, THE WEIGHT CAPACITY IS 125 LBS.
4. DRAWER GUIDES ARE REQUIRED FOR THIS INSTALLATION, TO ENSURE MINIMAL DEFLECTION AND IDEAL PERFORMANCE.
5. BOX CAN BE ANY SHAPE, AS LONG AS THE MAXIMUM BOX DIMENSIONS ARE NOT EXCEEDED.
6. MAXIMUM BOX DIMENSIONS: 30 W x 25.5" H X 30" D.
7. BOX INTERIOR SPACE NOT TO EXCEED 24.5" IN HEIGHT.
8. INTERIOR CABINET HEIGHT IS CALCULATED AS THE ENCLOSURE WITHOUT THE COUNTERTOP OR LID.

nexus 21
CONCEALMENT SYSTEMS

COPYRIGHT 2014. ALL RIGHTS RESERVED

MODEL AL-125 CONCEALED STORAGE LIFT MECHANISM DIMENSIONS



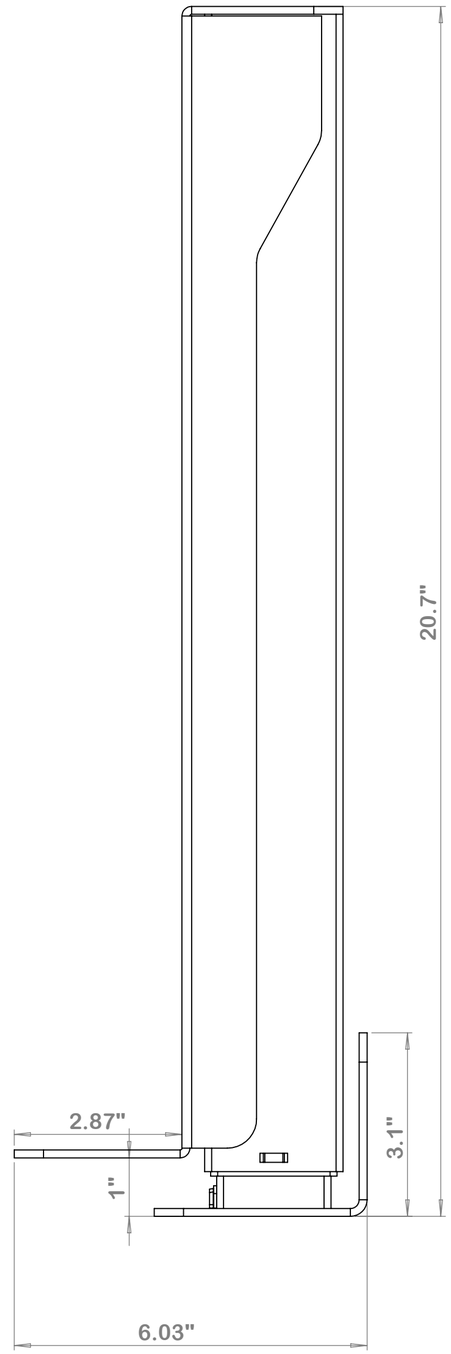

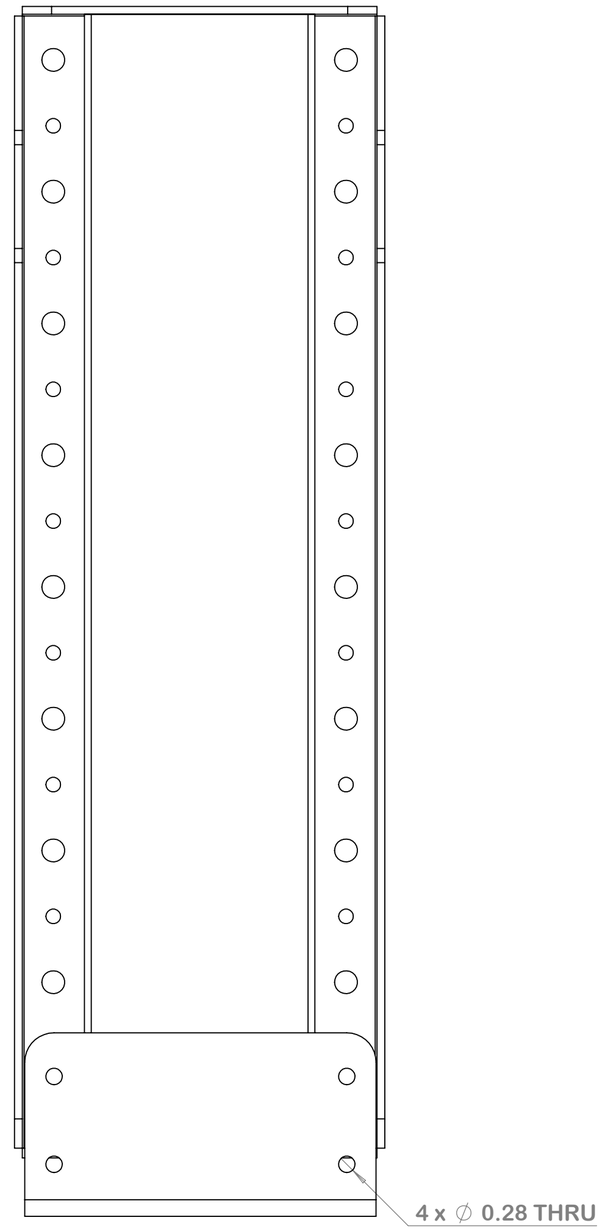

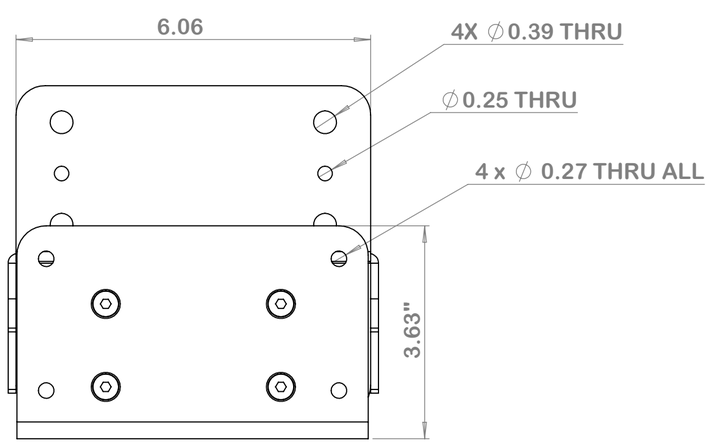

nexus 21
CONCEALMENT SYSTEMS

COPYRIGHT 2014. ALL RIGHTS RESERVED